

















Part No	Group	Description	Photo
5404000	Door	Power door operator	
5404001	Door	-- -- arm	
5404002	Door	-- -- sliding shoe	
5404003	Door	-- -- guiding track	
5404004	Door	-- -- circuit board	







<p>5401002</p>	<p>Door</p>	<p>Manual door Operator Left Hinged</p>	
<p>5401003</p>	<p>Door</p>	<p>Manual door Operator Right Hinged</p>	
<p>5401018</p>	<p>Door</p>	<p>-- -- arm</p>	
<p>5401019</p>	<p>Door</p>	<p>-- -- roller</p>	
<p>5401020</p>	<p>Door</p>	<p>-- -- guiding track</p>	
<p>5401021</p>	<p>Door</p>	<p>-- -- open holder</p>	
<p>5401034</p>	<p>Door</p>	<p>Door closer Ryobi</p>	

5418000	Door	Manual door operator right hinged, A60 door	
5418001	Door	Manual door operator left hinged, A60 door	
5418002	Door	-- -- open holder, A60 door	
5418003	Door	-- -- roller, A60 door	
5405030	Door	Door closer Dorma ITS88/3-6 R	









<p>5405031</p>	<p>Door</p>	<p>Door closer Dorma ITS88/3-6 L</p>		
<p>5405032</p>	<p>Door</p>	<p>Door closer guiding track</p>		
<p>5405033</p>	<p>Door</p>	<p>Sliding shoe and open holder</p>		
<p>5401033</p>	<p>Door</p>	<p>Door closer OTS 140</p>		
<p>5405023</p>	<p>Door</p>	<p>Electrical lock left w/o contact LS</p>		

5405024	Door	Electrical lock right w/o contact RS		
5405025	Door	Electrical lock left (specify) LS		
5405026	Door	Electrical lock right (specify) RS		
5405020	Door	Electrical lock for gate LS		
5405021	Door	Electrical lock for gate RS		
5405029	Door	Solenoid for door lock		
5401024	Door	Door lock		
5401025	Door	Door lock		






5401026	Door	Door lock for fire rated door		
5401027	Door	Door lock for fire rated door		
5405028	Door	Contact for lock on A side (specify)		
5405027	Door	Contact for lock on C side (specify)		
1099001	Door	Lock cam A-side		
1099002	Door	Lock cam C-side		
5401000	Door	Lock operator		






<p>5401001</p>	<p>Door</p>	<p>Wheel for lock operator</p>		
<p>5421000</p>	<p>Door</p>	<p>Door Release Cable. Cover length 1750 mm</p>		
<p>5421001</p>	<p>Door</p>	<p>Door Release Cable. Cover length 2400 mm</p>		
<p>5499004</p>	<p>Door</p>	<p>Door Release Cable. Cover length 3200 mm</p>		
<p>5506001</p>	<p>Door</p>	<p>Key for school control, 3825</p>		
<p>5401022</p>	<p>Door</p>	<p>Emergency key</p>		

5401028	Door	Door Handle 300 mm		
5401029	Door	Door Handle 1615 mm		
5432001	Door	Door handle cc1150		
5432002	Door	Door handle cc300		
5807003	Door	Hinge		
5405034	Door	Hinge EI60		
1099000	Door	Access panel		
5499001	Door	Ramp for right hand hinged door		

5499002	Door	Ramp for left hand hinged door		
5499003	Door	Ramp for fire rated door		
5401016	Door	Door check for gate		
5401032	Door	Wheel Ø 29 mm for door check		
5899001	Drive line	Screw start 30x6		
5899002	Drive line	Screw (/meter) 30x6		
5899003	Drive line	Screw start 40x7		
5899004	Drive line	Screw (/meter) 40x7		







<p>5807000</p>	<p>Drive line</p>	<p>Drive nut kit 30x6</p>		
<p>5807001</p>	<p>Drive line</p>	<p>Drive nut kit 40x7</p>		
<p>5899005</p>	<p>Drive line</p>	<p>Top nut 30x6</p>		
<p>5899006</p>	<p>Drive line</p>	<p>Top nut 40x7</p>		
<p>5808000</p>	<p>Drive line</p>	<p>Rubber isolator for bottom of screw</p>		
<p>5899000</p>	<p>Drive line</p>	<p>Rubber isolator for bottom of screw, complete</p>		

<p>5709001</p>	<p>Drive line</p>	<p>Oil for screw, SHC 632, Bottle with 0,5 litre</p>	
<p>5401009</p>	<p>Drive line</p>	<p>Oil tank for screw oil SHC 632</p>	
<p>5710000</p>	<p>Drive line</p>	<p>Electric Brake motor, 2.2 kW motor +brake complete</p>	
<p>5710001</p>	<p>Drive line</p>	<p>Electric Brake motor, 5.5 kW Motor + brake complete</p>	
<p>5720000</p>	<p>Drive line</p>	<p>Motor with gear for A401 A-side</p>	

<p>5720001</p>	<p>Drive line</p>	<p>Motor with gear for A401 C-side</p>		
<p>5710002</p>	<p>Drive line</p>	<p>Drive Belt SPZ 637</p>		
<p>5710003</p>	<p>Drive line</p>	<p>Drive Belt SPZ 662</p>		
<p>5710003</p>	<p>Drive line</p>	<p>Drive Belt SPZ 772</p>		
<p>5711000</p>	<p>Drive line</p>	<p>Drive Belt SPZ 800 (always change both)</p>		

5711002	Drive line	Drive Belt SPZ 850		
5711001	Drive line	Drive Belt SPZ 875		
5711003	Drive line	Drive Belt SPZ 900		
5799000	Drive line	Bearing holder, complete with pulley and bearing inside		
5799004	Drive line	Bearing holder with induction disc		
5799002	Drive line	Ball joint for screw		
5799001	Drive line	Ball joint for screw old heavy model		




5734000	Drive line	Emergency lowering motor		
5711004	Drive line	Gear for emergency lowering		
5799003	Drive line	Set of guide shoes		
5419000	Drive line	Crank holder		
5512000	Electronics	Charger 12 VDC + Shuko pins		
5512001	Electronics	Charger 24 Vdc		





5512002	Electronics	Loudspeaker	
5513010	Electronics	Push button 22x22 mm	
5513011	Electronics	Emergency light	
5513014	Electronics	Call button – Schaefer	
5513015	Electronics	Emergency signal – Schaefer	
5513016 – 5513019	Electronics	Destination – Schaefer	
5513020	Electronics	Pictogram – Schaefer	
5513021	Electronics	Overload – Schaefer	
5533000	Electronics	Call button – SBE	

5533001	Electronics	Emergency signal – SBE	
5533002	Electronics	Pictogram – SBE	
5533003	Electronics	Overload – SBE	
5533004 – 5533007	Electronics	Destination – SBE	
5512022	Electronics	Emergency stop button, 16 mm	
5512003	Electronics	Emergency stop button, 22mm with lamp	
5506010	Electronics	Emergency stop button, 22 mm w/o lamp	
5514011	Electronics	Emergency stop in pit	






5512004	Electronics	Telephone, standard	
5502001	Electronics	Handsfree telephone, Safeline 1000	
5502004	Electronics	Handsfree telephone Safeline MX2 PIC	
5502005	Electronics	Handsfree telephone SafeLine SL1	
5512005	Electronics	Battery, 12V, 2Ah	
5512021	Electronics	1 Emergency lowering battery 12V 7,2Ah (Always change both)	
5599004	Electronics	Battery pack for Titan lift	

<p>5599005</p>	<p>Electronics</p>	<p>Battery pack for std</p>		
<p>5527000</p>	<p>Electronics</p>	<p>1 Main battery 12V 22Ah , A401 (always change both)</p>		
<p>5514000</p>	<p>Electronics</p>	<p>Inverter CIMR- V7AZB2P20B 2,2 kW</p>		
<p>5531001</p>	<p>Electronics</p>	<p>Inverter ATV31HU22M2 2,2 kW</p>		
<p>5514003</p>	<p>Electronics</p>	<p>Inverter MX2</p>		







<p>5531002</p>	<p>Electronics</p>	<p>Inverter ATV58HU41M2 2,2 kW</p>		
<p>5514001</p>	<p>Electronics</p>	<p>Filter 3G3MV- PF11030-E</p>		
<p>5514002</p>	<p>Electronics</p>	<p>Inverter VZA45P5FAA GBR 5,5 kW</p>		
<p>5531003</p>	<p>Electronics</p>	<p>Inverter ATV31HU55N4 5,5 kW</p>		
<p>5531004</p>	<p>Electronics</p>	<p>Inverter ATV58HU90N4 5,5 kW</p>		






<p>5502002</p>	<p>Electronics</p>	<p>Speaker box VA03</p>	
<p>5512006</p>	<p>Electronics</p>	<p>Electric siren</p>	
<p>5515000</p>	<p>Electronics</p>	<p>Magnetic switch BN310-rz (for more than 2 stops, bistable switch for detecting up or down direction)</p>	
<p>5515001</p>	<p>Electronics</p>	<p>Magnet BP-15 for Magnetic switch BN310-rz</p>	
<p>5506002</p>	<p>Electronics</p>	<p>Limit switch FR605</p>	






<p>5506003</p>	<p>Electronics</p>	<p>Limit switch FR615</p>	
<p>5506004</p>	<p>Electronics</p>	<p>Limit switch FR631</p>	
<p>5506007</p>	<p>Electronics</p>	<p>Limit switch FR692-D1</p>	
<p>5599000</p>	<p>Electronics</p>	<p>Limit switch FR1638</p>	
<p>5506012</p>	<p>Electronics</p>	<p>Limit switch FX515</p>	

5599003	Electronics	Blocking device switch	
5599002	Electronics	Final limit switch	
5499006	Electronics	Final limit switch cam	
5499007	Electronics	Final limit switch cam Titan	
5401004	Electronics	Limit switch PZ 73 for chrank and door	






<p>5401006</p>	<p>Electronics</p>	<p>Bridge for switch PZ 18</p>	
<p>5502003</p>	<p>Electronics</p>	<p>Dot matrix floor indicator</p>	
<p>5512008</p>	<p>Electronics</p>	<p>Motion detector for lighting</p>	
<p>5513000</p>	<p>Electronics</p>	<p>Call button plate</p>	
<p>5513001</p>	<p>Electronics</p>	<p>Call button plate with Dot Matrix</p>	
<p>5513002</p>	<p>Electronics</p>	<p>Destination button plate</p>	







<p>5513003</p>	<p>Electronics</p>	<p>Destination button plate with Dot Matrix</p>		
<p>5512017</p>	<p>Electronics</p>	<p>Omron Transformer</p>		
<p>5512009</p>	<p>Electronics</p>	<p>Relay Omron G2R-2-SN 12 Vdc</p>		
<p>5512011</p>	<p>Electronics</p>	<p>Relay Omron G2R-2-SNI 230 Vac</p>		
<p>5512010</p>	<p>Electronics</p>	<p>Relay Omron G2R-2-SNI 24 Vdc</p>		
<p>5512012</p>	<p>Electronics</p>	<p>Relay Omron MY4IN 24 Vdc</p>		

<p>5512013</p>	<p>Electronics</p>	<p>Timer Omron H3DS-AL Light</p>		
<p>5512014</p>	<p>Electronics</p>	<p>Timer Omron H3DS-ML Automatic doors + school control</p>		
<p>5514009</p>	<p>Electronics</p>	<p>PLC</p>		
<p>5514006</p>	<p>Electronics</p>	<p>Expansion for PLC</p>		
<p>5514010</p>	<p>Electronics</p>	<p>Sensor M8</p>		

<p>5512015</p>	<p>Electronics</p>	<p>Main control cabinet</p>		
<p>5512016</p>	<p>Electronics</p>	<p>Upper control cabinet</p>		
<p>5512026</p>	<p>Electronics</p>	<p>Upper control cabinet 2010-</p>		
<p>5520000</p>	<p>Electronics</p>	<p>Motor control A401</p>		
<p>5512019</p>	<p>Electronics</p>	<p>Contactor A401</p>		

5512018	Electronics	School Lock System		
5506008	Electronics	Keyswitch for school lock system		
5512023	Electronics	UPS Battery backup system		
5516000	Shaft	Light fitting for shaft roof		
5516002	Shaft	Down light MD44		
5516003	Shaft	Halogen lamp MR-16		

5516004	Shaft	Transformer		
1199000	Shaft	Wall panel, Dobel 1072, standard (1072 is standard white colour)		
1199001	Shaft	Wall panel, Dobel 1072, special <2000mm (1072 is standard white colour)		
1199002	Shaft	Wall panel, Dobel 1072, special >2000mm (1072 is standard white colour)		
1299000	Shaft	Inside corner profile A/B – C/B side		


<p>1299001</p>	<p>Shaft</p>	<p>U-profile for E-wall</p>	
<p>1299002</p>	<p>Shaft</p>	<p>Corner profile E-wall</p>	
<p>5417000</p>	<p>Platform</p>	<p>Lock for crank handle plate or service steel plate platform</p>	
<p>5417002</p>	<p>Platform</p>	<p>Lock for service plate</p>	
<p>5417001</p>	<p>Platform</p>	<p>Access Key for service panel, FH149</p>	
<p>5432000</p>	<p>Platform</p>	<p>Panel handle cc1150</p>	



NAMI LIFT

SPARE PART LIST

DATE 22.08.2011

5512007	Platform	Key switch for control (no standard feature) (optional Key to restrict use of lift)		
1299003	Platform	Safety bar		
5499000	Platform	Safety plate type B lift		